












Plants Are Living Things Week Kindergarten Choice Board: Week of April 27

Pick 2 boxes to do each day. Put a happy face in the box or color the box when completed.

Remember to read everyday. This can include students reading to themselves or a grown-up reading to them.

<p>What are some plants you have in or outside of your home? Take a walk around and make a list of the different plants you see. Draw and label what you see!</p>  <p>Think about using scrap paper to make your list.</p>	 <p>Listen to How a Seed Becomes a Plant. Write a How To book about taking care of a plant/garden or the steps in how to plant a seed. How To Paper How To Checklist Make Writing Easy to Read Word Wall</p>	<p>Read and/or listen to the Raz Kids book: <i>*Use your teacher created login</i> The Plant- Level aa</p> <p>Grow Vegetables Grow- Level D</p>  <p>Paper Copies in Pick Up Packet</p>	<p>Listen to Mrs. Smith's read aloud: How Do Plants Grow? Plant Diagram Make a poster of a plant. Label the parts including the leaves, stem, seeds, roots, or the flower. You might include things plants need like sunshine, soil and water. If you can, take a picture to share with your teacher through email or Facebook.</p>	<p>Do jumping jacks as you practice counting by 10s to 100. * Count by ones to 100 with a new movement every ten.</p> <ul style="list-style-type: none"> • Toe touches • Hop on one foot • Arm stretches • Marching • Shoulder rolls 	 <p>Follow directions for Hiding Bears. Use things around your house like coins, buttons, or pasta. <i>*Use the attached tens frame or make your own. Place bears onto mat & solve using empty spaces on the mat.</i> Hiding Bears Poster Tens Frame *Bonus: Record these combinations like: 5+5=10, 3+7=10</p>
 <p>Trees are plants! Go outside. Sketch and label the tallest tree you find and the shortest tree you find. Bonus: Watch the Mystery Doug video, What's the Biggest Tree in the World?</p>	<p>Practice reading and writing rhyming Words. (-am)- ham, Sam, jam, slam, wham (-it)- bit, fit, sit, pit, hit *Try adding some of your own!</p> 	 <p>Handwriting Practice Practice writing Lowercase letters Handwriting Paper</p>	 <p><i>You have empathy when you feel someone's feelings in your own heart.</i> Find things around the house like tissues, stickers, stamps, or toilet paper/paper towel rolls. Make a special craft for someone you love.</p>	 <p>Recite the alphabet chart different ways:</p> <ul style="list-style-type: none"> • Forward • Backward • Mixed up • Pictures only • Sounds only <p>ABC Chart Vowel Chart Stretch out the vowels using the vowel chart.</p>	<p>Read and/or listen to the Raz Kids book: <i>*Use your teacher created login</i> Light and Heavy- Level B</p>  <p>Take a picture of yourself lifting something heavy & something light. Send it to your teacher through email or Facebook.</p>

Additional resources are located [here](#) or on the Milan Area Schools website under Paddock.