

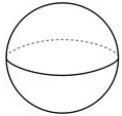













Theme: **Weather**

Kindergarten Choice Board: **Week of May 18**

Pick 2 boxes to do each day. Put a happy face in the box or color the box when completed.
Remember to read everyday. This can include students reading to themselves or a grown-up reading to them.

<p>Track & discuss the temperature and type of weather each day.</p> <p style="text-align: center;">Temperature</p> <p>Recording Sheet- MAY (Record the temperature with numbers OR use the color coded thermometer below to decide which color to use for each day.)</p> <p style="text-align: center;">Color Coded Thermometer</p> <p style="text-align: center;">Type of Weather Recording Sheet</p> 	<p>Read and/or listen to the Raz Kids' book: How is the Weather Today?</p>  <p>Challenge: Observe the weather today. Draw a picture and label the important parts. Use the picture clues to help you.</p> <p style="text-align: center;">Weather Observation Paper</p>	<p style="text-align: center;">3D Shape Hunt (three dimensional/ solid shapes)</p> <p>*See if you can find the following shapes around your home. Cube, Cone, Cylinder, Sphere.</p>  <p>Challenge: Describe the 3D shapes by telling the number of faces and vertices.</p> <p style="text-align: center;">Parent Resource - 3D Shapes</p>	<p>Read the poems: 1: What's the Weather? 2: Who Has Seen the Wind? 3: Winter, Spring, Summer, Fall</p> <p>-Circle the word wall words. -Draw pictures to match the words.</p> <p style="text-align: center;">Word Wall</p> 	<p style="text-align: center;">Number Writing Use the Number Writing Paper to practice writing your numbers.</p> <p style="text-align: center;">Number Writing Paper</p>  <p>Challenge: Flip your paper over and practice number writing by starting with 1 and seeing how high you can go.</p>	<p>Ask the members in your family to tell you their favorite type of weather. Record their answers on the graph.</p> <p style="text-align: center;">Favorite Type of Weather- Graph</p> <p>Challenge: Call friends and family (that don't live with you) and record their answers, too!</p> 																				
 <p style="text-align: center;">ABC Movement Activity Say each letter's</p> <ul style="list-style-type: none"> -name  -picture  -sound  <p>Example: A- apple- /a/ Have your child punch into the air for each part. Alternate hands.</p> <p style="text-align: center;">ABC Chart</p>	<p>Read and/or listen to the Raz Kids' book: The Four Seasons</p>  <p>Challenge: Write about your favorite season. Use this book and the opinion planner to help you.</p> <p style="text-align: center;">Opinion Planner</p>	<p style="text-align: center;">CVC Word Building (consonant-vowel -consonant)</p> <p>Parents: say a word to your child and ask them to sound it out (tap it out) then build it with the printable letters.</p> <table style="margin-left: auto; margin-right: auto;"> <tr> <td>wet</td> <td>sit</td> <td>sun</td> <td>hot</td> </tr> <tr> <td>fan</td> <td>let</td> <td>mix</td> <td>fun</td> </tr> <tr> <td>top</td> <td>map</td> <td>ten</td> <td>mud</td> </tr> </table> <p style="text-align: center;">Printable Letter Cards</p> 	wet	sit	sun	hot	fan	let	mix	fun	top	map	ten	mud	 <p style="text-align: center;">Persistence</p> <p style="text-align: center;">Having persistence means you try and try again, even when it feels hard.</p> <p>Talk with your family about the ways you have been persistent lately.</p>	<p style="text-align: center;">Syllable Work YouTube Video - Syllable Song</p> <p style="text-align: center;">Parent Resource - Syllables</p> <p>Clap out these weather words:</p> <table style="margin-left: auto; margin-right: auto;"> <tr> <td>umbrella</td> <td>rain</td> </tr> <tr> <td>snow</td> <td>tornado</td> </tr> <tr> <td>windy</td> <td>ice</td> </tr> <tr> <td>sunshine</td> <td>rainbow</td> </tr> </table> <p>Challenge: Think of additional weather words and clap those out, too!</p>	umbrella	rain	snow	tornado	windy	ice	sunshine	rainbow	<p>Read and/or listen to the Raz Kids' book: What Does the Wind Move?</p>  <p>Challenge: Go on a windy walk and use this worksheet as a guide.</p> <p style="text-align: center;">Windy Walk- Worksheet</p>
wet	sit	sun	hot																						
fan	let	mix	fun																						
top	map	ten	mud																						
umbrella	rain																								
snow	tornado																								
windy	ice																								
sunshine	rainbow																								

Additional resources are located [here](#) or on the Milan Area Schools website under Paddock.