

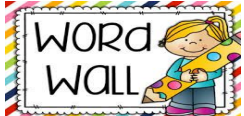









Summer and Setting Goals

Kindergarten Choice Board: Week of June 8th

Pick 2 boxes to do each day. Put a happy face in the box or color the box when completed.

Remember to **read everyday**. This can include students reading to themselves or a grown-up reading to them.

 <p>Go on an Addition and Subtraction Scavenger Hunt</p> <p>Challenge: Create and solve your own number stories. You can also do this throughout the summer!</p>	 <p>Writers write each and every day.</p> <p>Create a summer writing journal.</p> <p>Summer Writing Journal Ideas</p>	 <p>How many snap words do you know? Take the quiz and set a goal to learn more words.</p> <p>Snap Word Quiz</p> <p>Parent Resource: Ways to Practice Snap Words</p> <p>Challenge: Additional Snap Words Quiz</p>	 <p>Read the following books on Raz-Kids:</p> <p>Beach Fun, Level B</p> <p>At the Fair, Level C</p> <p>Let's Make Lemonade, Level E</p> <p>Challenge: Record yourself reading one of the above books on the Raz-Kids App. (Directions)</p> <p>Bonus: You can use your Raz-Kids login all summer to read just-right books.</p>	 <p>Having a growth mindset helps us learn and grow. We can show a growth mindset at home too.</p> <p>Set mindset goals for the summer.</p> <p>Mindset Summer Goals Planning Sheet</p>	 <p>Recite the alphabet chart in different ways:</p> <ul style="list-style-type: none"> Forward Backward Mixed Up In columns Using different voices <p>Remember when practicing your alphabet chart to say the letter name, word, and letter sound.</p> <p>Ex: a, apple, /a/</p> <p>ABC Chart</p>
 <p>Isolating Sounds</p> <p>Grownups say a word. Students will tell you either the beginning, middle, or end sound in the word.</p> <p>Parent Resources:</p> <p>Word List</p> <p>Nonsense Word List</p>	<p>123</p> <p>Write Numbers 0-30</p> <p>Write Numbers 0-100</p> <p>100's Number Grid</p> <p>Tip: Be careful when writing teen numbers. Remember, they are a group of ten and some ones. (Ex. 13 is 1 group of 10 and 3 ones.)</p> <p>Challenge: What patterns do you notice on the 100's chart? Parent Resource</p>	 <p>When readers keep reading all summer, they don't forget the reading strategies they learned in school.</p> <p>Set a summer reading goal.</p> <p>Summer Reading Goal Sheet</p>	<p>Let's Find Out</p>  <p>Read: High Five for Summer Safety</p> <p>Talk with someone at home about what you will do this summer to stay safe.</p>	<p>Play one or more of the following math games to practice finding the numbers that make ten when added together.</p> <p>Ten Bean Spill</p> <p>Ten Bears on a Bus</p> <p>Hiding Bears</p> <p>Bead Combinations</p> <p>Fishing for 10</p> <p>Game Resources:</p> <p>Large Ten Frame</p> <p>Number Cards 0-7, 8-10</p> <p>Ten Frame Recording Sheet</p>	 <p>Syllable Sort</p> <p>Cut and sort the summer themed words provided, by the number of syllables in each word.</p> <p>Syllable Sort</p> <p>Challenge: Think of more summer words to sort, and add them to the chart!</p>

Additional resources are located [here](#) or on the Milan Area Schools website under Paddock.