











Theme: **Animals**

Kindergarten Choice Board: **Week of May 4**

Pick 2 boxes to do each day. Put a happy face in the box or color the box when completed.

Remember to read everyday. This can include students reading to themselves or a grown-up reading to them.

<p>Read and/or listen to the Raz Kids book: <u>On the Farm</u> Level B</p>  <p>Challenge: Farm Animal Graph</p> <p>Discuss: Which animal appears the most/least? How many more pigs are there than chicks?</p>	<p>Choose 5 snap words to write and then practice reading them to a grown up.</p> <p>Handwriting Paper for Snap Words</p> <p>Challenge: Go on a snap word hunt. Put a check mark next to a word every time you see it. (Check cereal boxes, books, etc.)</p> <p style="text-align: center;">Word Wall</p>	<p>Read the poem There Was a Wise Old Owl</p> <p>-Circle the word wall words.</p> <p>-Draw a picture to match the words.</p> <p style="text-align: center;">Word Wall</p> 	<p>Listen to and/or read the Raz Kids book:</p>  <p style="text-align: center;">Level C</p> <p>Choose an animal from the book. Pretend to be that animal.</p> <p>-How does it move? -What would it sound like? -What would it eat?</p>	<p>Choose 2 stuffed animals. Measure them with an object from your home. (Examples: crayons, rocks, beads)</p>  <p>Challenge: Tell your family which stuffed animal is longer. How much longer? Example: 5 beads longer.</p>	<p>While outside, listen and look for three animals.</p> <p>Sketch each animal and write the name.</p> <p style="text-align: center;">Optional- Paper Choice</p> 
<p>Draw a picture of the people in your family, in order from youngest to oldest. Label their ages.</p>  <p>Challenge: Take a picture of your drawing OR line up your family and take a picture to share with your teacher.</p>	<p>Write these words and underline the digraphs. A digraph is when two letters combine to make one sound.</p> <p>shin math chip whip lock</p> <p style="text-align: center;">Digraph Poster</p> <p>Optional-Handwriting Paper</p> <p>*Write one more word for each digraph</p>	<p>Read and/or listen to the Raz Kids book: <u>All About Foxes</u> Level D</p>  <p>Draw, write, & label 3 facts you learned about foxes.</p> <p style="text-align: center;">Optional- Paper Choice for Fox Facts</p>	 <p style="text-align: center;">Resilience</p> <p style="text-align: center;">When you have Trouble, you bounce back and try again.</p> <p>Talk with your family about ways you have been resilient lately.</p>	<p>Play Addition Top It</p> <p style="text-align: center;">Rules for Top It</p> <p style="text-align: center;">Printable Number Cards</p> <p>You need: 4 sets of numbers 0-5.</p> 	 <p>Recite the alphabet names and sounds using animal voices:</p> <p>Examples: Lion (deep, loud) Mouse (squeaky) Sheep (baaaa)</p> <p style="text-align: center;">ABC Chart</p>

Additional resources are located [here](#) or on the Milan Area Schools website under Paddock.