











Be Persistent!

First Grade Choice Board: Week of 4-27-20

 <p>Roll two dice, and add the numbers together! Be persistent, and keep going. Try recording your answers to see which numbers come up the most!</p> <p>Dice Rolling Website</p>	 <p>Learn about the character.</p> <p>Pick one character from a book you have read.</p> <ul style="list-style-type: none"> Think about who they are, what they say and do, and what they like and dislike. Click here to learn more. Click here for your character map. 	<p>Write a response to the story <i>Rosie Revere, Engineer</i>. How did persistence help Rosie?</p> <p>Include:</p> <ul style="list-style-type: none"> Introduction Discuss the characters Discuss the setting Discuss the problem & solution Ending <p>Paper for writing</p>	<ul style="list-style-type: none"> Choose a book to read. While you are reading, look for shapes in the book. Talk to someone about the shapes you see. Record the shapes on the shape recording sheet. <p>Shape Recording Sheet</p> 	 <ul style="list-style-type: none"> Read the list of words. Count the syllables and write the words on the syllable sorting sheet. <p>Click here for the word list.</p> <p>Click here for the syllable sorting sheet.</p>	<p>Listen to Mrs. Belhaj read you a book about persistence.</p> <p>The Carrot Seed by Ruth Krauss</p> 
 <p>Listen to a read aloud from Mrs. Machak here.</p> <p>As you listen, think about the characters, setting (where & when), and the problem and solution.</p>	 <p>Look outside for a living thing. Draw a picture of it, and label the parts.</p> <p>Print your own book about animals:</p> <p>Crows</p> <p>Owls</p> <p>*Choose the book that feels "just right" for you!</p>	<p>Write an "all about" piece about your pet (or favorite animal).</p>  <p>Write an introduction. Tell important facts. Draw a labeled diagram.</p> <p>Nonfiction Writing Anchor Chart</p> <p>Paper for writing</p>	<p>Can you be a pillow architect?</p> <p>Architects design and build things. Architecture is the process of designing and building things.</p> <p>Choose 5 pillows.</p> <ul style="list-style-type: none"> Build something with them. Then build something else! Sketch it! 	<p>Tap the CVC word</p>  <p>1. Say /c/ and tap index finger to thumb. 2. Say /a/ and tap middle finger to thumb. 3. Say /t/ and tap ring finger to thumb.</p> <p>cat</p> <p>Tap and blend c/a/t = "cat"</p> <p>Tap these words: cap / nap / map bed / Ted / fed tip / lip / rip sun / fun / run pop / hop / top</p>	<p>What do you want to be when you grow up? Draw a picture.</p> <ul style="list-style-type: none"> Label your picture. List 5 tools you will need to do your job. <p>Paper for writing</p> 

Daily Routine: Read for 20 minutes and complete 2 boxes.

Put a happy face in the box or color the box when completed.

Additional resources are located [here](#) or on the Milan Area Schools website under Paddock.